

**UNIVERSITY OF NORTHERN
BRITISH COLUMBIA PENSION PLAN**



FINANCIAL STATEMENTS

DECEMBER 31, 2009

UNIVERSITY OF NORTHERN BRITISH COLUMBIA PENSION PLAN

FOR THE YEAR ENDED DECEMBER 31, 2009

	Statement	Page
Statement of Management Responsibility	-	1
Auditors' Report	-	2
Statement of Net Assets Available for Benefits	1	3
Statement of Changes in Net Assets Available for Benefits	2	4
Notes to the Financial Statements	-	5
	Schedule	
Supplemental Information	I	10
Continuity Schedule by Fund	II	12

UNIVERSITY OF NORTHERN BRITISH COLUMBIA PENSION PLAN

STATEMENT OF MANAGEMENT RESPONSIBILITY


To the Board of Trustees of the
University of Northern British Columbia Pension Plan

The Finance Department of the University of Northern British Columbia is responsible for the preparation of the financial statements and has prepared them in accordance with Canadian generally accepted accounting principles.


The Pension Plan Board of Trustees is required to ensure that adequate internal controls exist to achieve, in a cost effective manner, its responsibilities in the following areas:

- meeting the requirements under the University of Northern British Columbia Trust Agreement;
- efficient and effective investment of the pension plan funds;
- accuracy and reliability of accounting information;
- timely preparation of reliable financial information consistent with prior years.

The statements are examined by KPMG LLP, who provide an opinion on the fairness of presentation of the information contained therein. KPMG LLP has full access to the Pension Plan Board of Trustees.



Eileen Bray
VP Administration and Finance
University of Northern British Columbia



Colleen Smith
Director, Finance & Budgets
University of Northern British Columbia

June 18, 2010



KPMG LLP
Chartered Accountants
400 - 177 Victoria Street
Prince George BC V2L 5R8

Telephone (250) 563-7151
Telefax (250) 563-5693
Internet www.kpmg.ca

AUDITORS' REPORT TO THE TRUSTEES

We have audited the statement of net assets available for benefits of the University of Northern British Columbia Pension Plan as at December 31, 2009 and the statement of changes in net assets available for benefits for the year then ended. These financial statements are the responsibility of the Pension Plan's management. Our responsibility is to express an opinion on these financial statements based on our audit.

We conducted our audit in accordance with Canadian generally accepted auditing standards. Those standards require that we plan and perform an audit to obtain reasonable assurance whether the financial statements are free of material misstatement. An audit includes examining, on a test basis, evidence supporting the amounts and disclosures in the financial statements. An audit also includes assessing the accounting principles used and significant estimates made by management, as well as evaluating the overall financial statement presentation.

In our opinion, these financial statements present fairly, in all material respects, the financial position of the University of Northern British Columbia Pension Plan as at December 31, 2009 and the changes in its net assets available for benefits for the year then ended in accordance with Canadian generally accepted accounting principles.

A handwritten signature in black ink that reads 'KPMG LLP'. The signature is written in a cursive, slightly slanted style. Below the signature is a single horizontal line that starts under the 'K' and ends under the 'P'.

Chartered Accountants


Prince George, Canada

August 20, 2010


UNIVERSITY OF NORTHERN BRITISH COLUMBIA PENSION PLAN
STATEMENT OF NET ASSETS AVAILABLE FOR BENEFITS
AS AT DECEMBER 31, 2009

	2009	2008
<i>Investments held in trust by Sun Life of Canada (Note 3)</i>		
Balanced funds	\$ 11,873,807	\$ 9,809,894
B.G. Balanced	1,603,192	1,071,585
B.V. Balanced	8,623,888	7,388,733
MB Balanced Growth	1,646,727	1,349,576
Canadian Equity funds	15,747,120	10,326,454
B.G. Canadian Equity	1,172,643	745,642
B.G. Small Cap	3,051,502	1,657,499
MB Canadian Equity Growth	1,854,162	1,153,676
BlackRock S&P/TSX Composite Index	1,815,408	1,204,374
MB Canadian Equity Core	7,853,405	5,565,263
Fixed Income	5,079,234	4,190,082
Blackrock Bond Index	651,931	309,748
PH&N Bond	4,427,303	3,880,334
Foreign Equity	3,723,555	2,875,771
CI American Value	719,970	616,558
MB US Equity	125,225	151,717
MB Global Equity	2,517,294	1,830,660
BlackRock US Equity Index	361,066	276,836
Money Market/Guaranteed	7,660,043	6,686,064
SLF Money Market	5,074,872	4,430,908
SLA Guaranteed - 1, 3, and 5 year	2,585,171	2,255,156
NET ASSETS AVAILABLE FOR BENEFIT	\$ 44,083,759	\$ 33,888,265

Approved :



Eileen Bray, Chair, Board of Trustees



William Chew, Trustee

UNIVERSITY OF NORTHERN BRITISH COLUMBIA PENSION PLAN
STATEMENT OF CHANGES IN NET ASSETS AVAILABLE FOR BENEFITS
FOR THE YEAR ENDED DECEMBER 31, 2009

	<i>2009</i>	<i>2008</i>
<i>INCREASE IN ASSETS</i>		
Investment income	\$ 7,360,979	\$ (7,300,283)
<i>Balanced funds</i>	<i>2,078,624</i>	<i>(2,081,605)</i>
PH&N Balanced Pension	-	(208,358)
B.G. Balanced	175,217	(99,151)
B.V. Balanced	1,614,531	(1,500,183)
MB Balanced Growth	288,876	(273,913)
<i>Canadian Equity funds</i>	<i>4,355,706</i>	<i>(4,790,520)</i>
B.G. Canadian Equity	210,489	(217,443)
B.G. Small Cap	1,146,130	(648,206)
MB Canadian Equity Growth	540,009	(705,143)
BlackRock S&P/TSX Composite Index	440,716	(597,167)
MB Canadian Equity Core	2,018,362	(2,622,561)
<i>Fixed Income</i>	<i>418,216</i>	<i>143,159</i>
BlackRock Bond Index	24,719	7,444
PH&N Bond	393,497	135,716
<i>Foreign Equity</i>	<i>400,026</i>	<i>(780,513)</i>
CI American Value	75,755	(169,468)
MB US Equity	11,737	(21,109)
MB Global Equity	283,086	(520,821)
Blackrock US Equity Index	29,448	(69,116)
<i>Money Market/Guaranteed</i>	<i>108,407</i>	<i>209,196</i>
SLF Money Market	27,216	145,172
SLA Guaranteed - 1, 3, and 5 year	81,191	64,024
Contributions	4,916,912	4,453,902
Employees' contributions	1,534,092	1,380,280
Employer's contributions	3,382,820	3,073,622
Transfers in of employee contributions	-	52,683
<i>TOTAL INCREASE (DECREASE) IN ASSETS</i>	<i>12,277,891</i>	<i>(2,793,698)</i>
<i>DECREASE IN ASSETS</i>		
Refunds and transfers of employees' contributions	(1,722,009)	3,074,416
Administrative and investment management fees	(281,378)	287,407
Employer's over-contributions (Note 5)	(79,010)	93,721
<i>TOTAL DECREASE IN ASSETS</i>	<i>(2,082,397)</i>	<i>3,455,544</i>
<i>NET INCREASE (DECREASE) IN NET ASSETS</i>	<i>10,195,494</i>	<i>(6,249,242)</i>
<i>NET ASSETS AVAILABLE FOR BENEFITS, BEGINNING OF YEAR</i>	<i>33,888,265</i>	<i>40,137,507</i>
<i>NET ASSETS AVAILABLE FOR BENEFITS, END OF YEAR</i>	<i>\$ 44,083,759</i>	<i>\$ 33,888,265</i>

UNIVERSITY OF NORTHERN BRITISH COLUMBIA PENSION PLAN

NOTES TO THE FINANCIAL STATEMENTS

FOR THE YEAR ENDED DECEMBER 31, 2009

5

1. DESCRIPTION OF PLAN:

The following description of the University of Northern British Columbia Pension Plan is a summary only. For more complete information, reference should be made to the Plan Agreement.

(a) **General**

The Plan is a defined contribution pension plan covering all permanent employees of the University of Northern British Columbia. Under the Plan, contributions are made by the Plan members and the University. The net assets of the Plan represent the total obligations to Plan members.

The Plan qualifies as a Registered Pension Trust as defined in the Income Tax Act and is not subject to income taxes. The Plan Registration number is 0991034.

The Plan was registered under the Pension Benefits Standards Act of British Columbia as at November 24, 1994. The Plan complied with the Act during the year ended December 31, 2009.

(b) **Vesting**

The employer's contributions for a member who has completed two years of credited service are deemed to be vested in the pension plan.

(c) **Retirement Benefits**

Upon retirement, the combined total of the employee and the employer accounts will be available to vested employees.

(d) **Termination Benefits**

A vested member who terminates employment is entitled to receive the value of the member's employee and employer accounts. An unvested member who terminates employment is entitled to receive a refund of the member's employee account, including interest.

(e) **Disability Benefits**

A disability pension is available at any age for vested members who are totally and permanently disabled. Such pension will not be paid while the member is in receipt of benefits from a long term disability plan sponsored by the University.

(f) **Death Benefits**

A member's spouse or beneficiary is entitled to a death benefit equal to the combined value of the member's employee and employer accounts if vested or the member's employee account, including interest, if the member dies before vesting.

(g) **Members' accounts transferred or refunded**

Members' accounts transferred or refunded are recognized as a decrease in net assets when the funds are disbursed.

UNIVERSITY OF NORTHERN BRITISH COLUMBIA PENSION PLAN

NOTES TO THE FINANCIAL STATEMENTS

FOR THE YEAR ENDED DECEMBER 31, 2009

2. SUMMARY OF SIGNIFICANT ACCOUNTING POLICIES:

(a) Basis of Presentation

These financial statements are prepared in accordance with Canadian generally accepted accounting principles and present the aggregate financial position of the Plan as a separate financial reporting entity independent of the employer and plan members. They are prepared to assist plan members and others in reviewing the activities of the Plan for the fiscal period.

(b) Investments

Investments are carried at fair value. In determining fair values, adjustments have not been made for transaction costs as they are not considered significant. The change in the difference between the fair value and cost of investments at the beginning and end of each year is reflected in the statement of changes in net assets available for benefits as net unrealized change in fair value of investments. Fair values are determined as follows:

- i. Publicly traded bonds, debentures and equities are valued at published closing market quotations.
- ii. Units in pooled funds are valued based on published unit values supplied by the pooled fund administrator, which represents the Plan's proportionate share of underlying net assets at fair values determined using closing market prices.

(c) Investment income

Investment income is recorded on the accrual basis. Any adjustments to investments due to the fluctuation of market prices are reflected as part of the return on investments in the statement of changes in net assets available for benefits.

(d) Use of estimates

The preparation of financial statements, in conformity with Canadian generally accepted accounting principles, requires management to make estimates and assumptions that affect the reported amounts of assets and liabilities and disclosure of contingent assets and liabilities at the date of the financial statements and the reported amounts of increases and decreases in assets during the period. Actual results could differ from those estimates. Significant areas requiring the use of management estimates relate to the valuation of investments.

(e) Adoption of new accounting policies

Effective January 1, 2009, the Plan adopted the amendments to CICA Handbook Section 3862, "Financial Instruments - Disclosures". Section 3862 was amended to include additional disclosure requirements. The amended Section 3862 establishes a hierarchy for inputs used in measuring fair value that maximizes the use of observable inputs and minimizes the use of unobservable inputs by requiring that the most observable inputs be used when available. Observable inputs are inputs market participants would use in valuing the asset or liability developed based on market data obtained from sources independent of the Plan. Unobservable inputs are inputs that reflect the Plan's assumptions about the factors market participants would use in valuing the asset or liability developed based upon the best information available in the circumstances. The amended Section 3862 established a three level fair value hierarchy that prioritizes the inputs used to measure fair value. The three levels of the fair value hierarchy bases on the reliability of inputs are as follows:

- i. Level 1 inputs are quoted prices (unadjusted) in active markets for identical assets or liabilities;

UNIVERSITY OF NORTHERN BRITISH COLUMBIA PENSION PLAN

NOTES TO THE FINANCIAL STATEMENTS

FOR THE YEAR ENDED DECEMBER 31, 2009

- ii. Level 2 inputs are significant observable inputs other than quoted prices included in level 1, such as quoted prices for similar assets and liabilities that are observable or can be corroborated by observable market data; and
- iii. Level 3 inputs are significant unobservable inputs that reflect the reporting entity's own assumptions and are supported by little or no market activity.

The Plan has provided the additional required disclosures in Note 7.

Effective January 1, 2009, the Plan adopted CICA EIC Abstract No. 173, "Credit Risk and the Fair Value of Financial Assets and Financial Liabilities". EIC No. 173 establishes that an entity's own credit risk and the credit risk of the counterparty should be taken into account in determining the fair value of financial assets and financial liabilities. The adoption of this standard did not have a material impact on the Plan's financial statements.

(f) Future accounting changes

In February 2008, the Canadian Accounting Standards Board (AcSB) confirmed that a profit-oriented public accountable enterprise will be required to adopt International Financial Reporting Standards (IFRS). IFRS will replace current Canadian GAAP for those enterprises. For the Plan, IFRS will be effective for the period commencing January 1, 2011, including the preparation and reporting of comparative figures for 2010.

As of December 31, 2009, the Plan continues to evaluate and select accounting policies necessary for the changeover to IFRS but cannot at this time reasonably determine the impact that adopting IFRS will have on its financial position and results of operations.

The Plan will continue to monitor any changes in the adoption of IFRS and will update its plan as necessary.

3. INVESTMENTS:

Sun Life of Canada was appointed in April, 1997 to provide management services for the pension plan funds. Investment management services are provided by several fund managers including Phillips, Hager & North Investment Management Ltd., Sun Life Assurance Company of Canada, Beutel Goodman & Company Ltd., BlackRock Asset Management Canada, McLean Budden Limited, BonaVista Asset Management Ltd and CI Investments Inc.

Market values are derived from external quotations.

4. FUNDING POLICY:

In accordance with the Trust Agreement, members are required to contribute 3% of their earnings up to the Year's Maximum Pensionable Earnings (YMPE) and 5% of their earnings in excess of the YMPE. The University contributes an amount equal to 8% of the member's earnings up to the YMPE and 10% of the member's earnings in excess of the YMPE.

5. EMPLOYER'S OVER-CONTRIBUTIONS:

Employer's over-contributions represent the employer's contributions that are returned to the employer for employees who have left the University prior to vesting.

UNIVERSITY OF NORTHERN BRITISH COLUMBIA PENSION PLAN

NOTES TO THE FINANCIAL STATEMENTS

FOR THE YEAR ENDED DECEMBER 31, 2009

6. INVESTMENT INCOME/(LOSS):

Investment income/(loss) for the year is analyzed as follows:

	<u>2009</u>	<u>2008</u>
Interest	\$ 334,470	\$ 389,258
Dividends	503,916	1,193,892
Capital gain/(loss), net	<u>6,522,593</u>	<u>(8,883,433)</u>
	<u>\$ 7,360,979</u>	<u>\$ (7,300,283)</u>

7. INVESTMENTS:

Canadian generally accepted accounting principles require disclosure of the fair value of financial instruments. The Plan's investments are carried at fair value in accordance with the accounting policy disclosed in note 2(b) and as disclosed on the statement of net assets.

	<u>2009</u>		<u>2008</u>	
	<u>Units</u>	<u>Amount</u>	<u>Units</u>	<u>Amount</u>
Balanced Funds:				
B.G. Balanced	65,277	1,603,192	50,255	1,071,585
B.V. Balanced	863,105	8,623,888	905,570	7,388,733
MB Balanced Growth	73,767	1,646,727	72,988	1,349,576
		<u>11,873,807</u>		<u>9,809,894</u>
Canadian Equity Funds:				
B.G. Canadian Equity	32,252	1,172,643	25,724	745,643
B.G. Small Cap	89,101	3,051,502	79,257	1,657,499
MB Canadian Equity Growth	10,554	1,854,162	9,339	1,153,675
BlackRock S&P/TSX Composite Index	96,845	1,815,408	86,785	1,204,374
MB Canadian Equity Core	290,627	7,853,405	279,434	5,565,263
		<u>15,747,120</u>		<u>10,326,454</u>
Fixed income:				
BlackRock Bond Indexed Fund	28,948	651,931	14,498	309,748
PH&N Bond Fund	271,637	4,427,303	262,328	3,880,334
		<u>5,079,234</u>		<u>4,190,082</u>
Foreign Equity:				
CI American Value	293	719,970	281	616,558
MB US Equity	11,968	125,225	16,154	151,717
MB Global Equity	143,156	2,517,294	118,045	1,830,660
BlackRock US Equity Index	54,729	361,066	44,913	276,836
		<u>3,723,555</u>		<u>2,875,771</u>
Money Market/Guaranteed				
SLF Money Market	309,634	5,074,872	271,860	4,430,908
SLA Guaranteed – 1, 3 and 5 year		2,585,171		2,255,156
		<u>7,660,043</u>		<u>6,686,064</u>
Total, all funds		<u>\$44,083,759</u>		<u>\$33,888,265</u>

UNIVERSITY OF NORTHERN BRITISH COLUMBIA PENSION PLAN

NOTES TO THE FINANCIAL STATEMENTS

FOR THE YEAR ENDED DECEMBER 31, 2009

7. INVESTMENTS: (cont'd.)

The allocation of assets by class and by fair value hierarchy is as follows:

Investments held for trading by asset class and fair value hierarchy

	2009		2008	
	\$	%	\$	%
Level 1				
Canadian equities	19,900,131	45.2	12,993,286	38.4
US equities	3,793,354	8.6	3,288,565	9.7
International equities	2,884,946	6.5	2,189,503	6.5
Short term investments	2,580,479	5.9	2,253,018	6.6
Cash	<u>6,094,322</u>	<u>13.8</u>	<u>4,857,408</u>	<u>14.3</u>
Total Level 1	<u>35,253,232</u>	<u>80.0</u>	<u>25,581,780</u>	<u>75.5</u>
Level 2				
Bonds	8,721,718	19.8	8,215,116	24.2
Other investments	<u>108,809</u>	<u>0.2</u>	<u>91,369</u>	<u>0.3</u>
Total Level 2	<u>8,830,527</u>	<u>20.0</u>	<u>8,306,485</u>	<u>24.5</u>
Total investments	<u>44,083,759</u>	<u>100.0</u>	<u>33,888,265</u>	<u>100.0</u>

8. Risk management

It is inherent in the design of a defined contribution pension plan that each member assumes all of the risk and rewards associated with the funds in which the member chooses to invest. Fair values of investments are exposed to price risk, liquidity risk and credit risk.

(a) Price risk

Price risk is comprised of currency risk, interest rate risk, and market risk.

- (i) **Currency risk:** Currency risk relates to the possibility that the investments will change in value due to future fluctuations in US, Euro and other international foreign exchange rates. For example, a 5% strengthening (weakening) of the Canadian dollar against the US dollar at December 31, 2009 would have decreased (increased) the US equity value by about \$ 190,000. Each fund manager may utilize various strategies to minimize currency risk.
- (ii) **Interest rate risk:** Interest rate risk relates to the possibility that the investments will change in value due to future fluctuations in market interest rates. Duration is an appropriate measure of interest rate risk for fixed income funds as a rise in interest rates will cause a decrease in bond prices – the longer the duration, the greater the effect. At December 31, 2009, the average duration of bonds in all funds was 5.82 years. Therefore, if interest rates were to increase by 1%, the value of bonds included in the various funds would drop by about 4.40%.
- (iii) **Market risk:** Market risk relates to the possibility that the investments will change in value due to future fluctuations in market prices. The Plan's exposure to market risk is the responsibility of each Plan member who is able to manage that risk by monitoring the asset allocation and diversifying the investments in their accounts. Market risk can be measured in terms of volatility, i.e., the standard deviation of change in the value of a financial instrument within a specific time horizon. Based on the volatility of the Plan's current asset class holdings shown below, the

UNIVERSITY OF NORTHERN BRITISH COLUMBIA PENSION PLAN

NOTES TO THE FINANCIAL STATEMENTS

FOR THE YEAR ENDED DECEMBER 31, 2009

expectation is that over the long-term, the Plan will return around 7.4%, within a range of +/- 14.0% (i.e. results ranging from -6.6% to 21.4%).

	Estimated volatility %
Canadian and foreign equities	+/- 20.0
Short-term holdings	+/- 2.0
Bonds	+/- 8.0

Benchmark for investments	% change	Net impact on market value (in thousands)
DEX Universe Bond Index	+/- 8.0	+/- 698
S&P/TSX Capped Composite Index	+/- 20.0	+/- 3,980
MSCI World ex-Canada Net Index	+/- 20.0	+/- 1,336

Equity price risk is managed by diversification of the options available for selection by members, by selecting investment managers with differing investment styles and focus.

(b) Liquidity risk

Liquidity risk is the risk of being unable to generate sufficient cash or its equivalent in a timely and cost effective manner in order to meet commitments as they come due. Liquidity risk for the Plan is low because the underlying investments of each member are sufficiently liquid (e.g., publicly traded equities, pooled funds and other easily marketable instruments) to meet obligations as they become due.

(c) Credit risk

Credit risk relates to the possibility that a loss may occur from failure of a fixed income security issuer or derivative contract counter-party to meet its debt obligations. At December 31, 2009, the maximum risk exposure for this type of investment is \$8,721,718. Each fund manager establishes policies to limit the risk in the event of non-performance related to derivative financial instruments. For example, the PH&N Bond Fund has a policy of investing in bonds with a quality rating of "BBB" or higher.

In practice, actual results may vary from the sensitivity analysis provided in note 8(a) (i), (ii) and (iii) and the difference could be significant.

9. Capital disclosures

The primary purpose of the Plan is to assist and encourage individuals to plan and save for retirement. Each Plan member is responsible for the management of capital within their individual account.

UNIVERSITY OF NORTHERN BRITISH COLUMBIA PENSION PLAN

SUPPLEMENTAL INFORMATION

FOR THE YEAR ENDED DECEMBER 31, 2009

(UNAUDITED)

The University of Northern British Columbia Pension Plan is a reporting entity separate from the employer and participants. At December 31, 2009, 584 employees were active in the Plan.

Investment Returns:

Sun Life of Canada was appointed in April, 1997 to provide management services for the pension plan funds. Investment management services are provided by several fund managers including Phillips, Hager & North Investment Management Ltd., Sun Life Assurance Company of Canada, Beutel Goodman & Company Ltd., BlackRock Asset Management Canada, McLean Budden Limited, BonaVista Asset Management Ltd and CI Investments Inc.

	<i>Annual Return 2009 (%)</i>	<i>Median Market Return 2009 (%)</i>	<i>Annual Return 2008 (%)</i>	<i>Median Market Return 2008 (%)</i>
Balanced funds				
B.G. Balanced	15.1	16.2	-10.0	-15.9
B.V. Balanced	22.5	16.2	-18.3	-15.9
MB Balanced Growth	20.8	16.2	-17.5	-15.9
Canadian Equity funds				
B.G. Canadian Equity	25.5	33.9	-22.1	-31.9
B.G. Small Cap	63.7	56.0	-28.3	-49.7
MB Canadian Equity Growth	42.2	33.9	-37.9	-31.9
BlackRock S&P/TSX Composite Index	35.1	33.9	-32.5	-33.0
MB Canadian Equity Core	35.7	33.9	-31.9	-31.9
Fixed Income fund				
BlackRock Bond Index	5.5	8.4	6.0	6.4
PH&N Bond	10.2	8.4	3.8	3.8
US/Global Equity funds				
CI American Value	11.8	8.4	-22.2	-22.3
MB US Equity	12.1	8.4	-21.6	-22.3
MB Global Equity	13.4	11.8	-21.8	-26.6
BlackRock US Equity Index	7.6	8.4	-21.5	-22.6
Money Market/Guaranteed Income funds				
SLF Money Market	0.8	1.0	3.6	3.3
SLA Guaranteed (as at Dec. 31, 2008)				
- 1 year	2.7	n/a	2.5	n/a
- 3 year	2.7	n/a	2.5	n/a
- 5 year	2.8	n/a	2.8	n/a

(Source: API Asset Performance Inc.)

Note: All returns stated before deduction of fees)

*Note: The above annual figures represent the yield for the whole fund for the year. Individual participants' returns may vary from the above depending on when investments were purchased, whether a participant has invested in more than one pool and whether monies were moved between funds by the participant.

UNIVERSITY OF NORTHERN BRITISH COLUMBIA PENSION PLAN

SUPPLEMENTAL INFORMATION

FOR THE YEAR ENDED DECEMBER 31, 2009

(UNAUDITED)

Fee Schedule:

Investment Management/Custody

Varies by fund manager. Ranges from 0.41% to 1.64%, depending on market value of total assets.

Administrative Fee

\$4.00 per month per member

All fees are deducted from the member accounts; however, in 2009, the Board approved a fee holiday so no deductions were made.

UNIVERSITY OF NORTHERN BRITISH COLUMBIA PENSION PLAN

CONTINUITY SCHEDULE BY FUND

FOR THE YEAR ENDED DECEMBER 31, 2009

(Unaudited)

Schedule II

	<u>NAME OF FUND</u>						Totals
	Balanced Funds	Canadian Equity Funds	Fixed Income Fund	Foreign Equity Funds	Money Market Fund	Guaranteed Income Funds	
Opening balance, January 1, 2009	\$ 9,809,894	\$ 10,326,448	\$ 4,190,082	\$ 2,875,777	\$ 4,430,908	\$ 2,255,156	\$ 33,888,265
Monthly contributions	1,175,135	1,412,354	753,584	498,291	775,760	301,788	4,916,912
Income (loss) for the year	2,078,624	4,355,706	418,216	400,026	27,216	81,191	7,360,979
Expense Charges	(133,338)	(76,761)	(28,251)	(23,394)	(19,347)	(287)	(281,378)
Refunds/death payments etc.	(774,178)	(418,668)	(108,444)	(102,053)	(229,825)	(90,459)	(1,723,627)
Transfers between funds and to/from other carriers	(282,330)	148,041	(145,953)	74,908	90,160	37,782	(77,392)
Closing balance, December 31, 2009	<u>\$ 11,873,807</u>	<u>\$ 15,747,120</u>	<u>\$ 5,079,234</u>	<u>\$ 3,723,555</u>	<u>\$ 5,074,872</u>	<u>\$ 2,585,171</u>	<u>\$ 44,083,759</u>

For information only (actual percentage of fees charged depends on the monthly market value of the total assets held in each fund):

Expenses as percentage of average fund balance

$\frac{\text{Opening balance} + \text{Ending balance}}{2}$

2

1.23%	0.59%	0.61%	0.71%	0.41%	0.01%	0.72%
-------	-------	-------	-------	-------	-------	-------